

DBL250 distribution terminal blocks

Single pole - 46 mm 1.81 in spacing



Description

- Save installation time with our modular solutions,
- Ease the installation with plate or rail mounting options on our modular blocks.

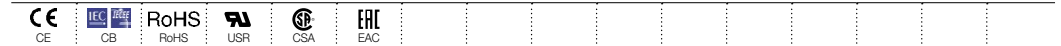
Ordering details

Description	Color	Type	Order code	Pkg qty	Weight (1 pce)
Feed-through Single pole distribution, 12 connections	Grey	DBL250	1SNL325010R0000	1	425 g

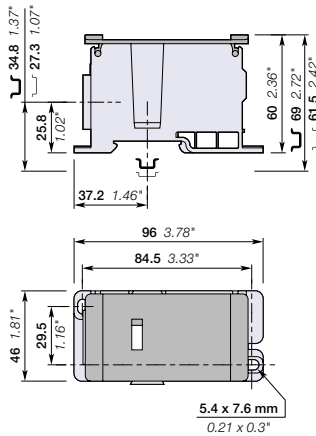
Main technical data

Connecting capacity	IEC	UL	Connection type	Cross section	
				mm²	Kcmil
Max current / Max cross section	Copper Aluminium	250 A / 120 mm² 200 A / 120 mm²	255 A / 250 Kcmil	1 x Ø 15.3 mm	35 ... 95 mm² 2 ... 3/0 AWG
Rated voltage		1000 V AC / 1500 V DC	1000 V	2 x Ø 8.7 mm	2.5 ... 25 mm² 14 ... 4 AWG
Rated impulse voltage				5 x Ø 6.4 mm	2.5 ... 16 mm² 14 ... 6 AWG
Short-time withstand current (I _{tw} 1s)		21000 A		4 x Ø 5.7 mm	2.5 ... 10 mm² 14 ... 8 AWG
Short Circuit Current Rating (SCCR)			100 kA		
Rated peak withstand current (I _{pk})		51 kA			
Protection		IP10	NEMA 1		

The connecting capacity data for one Rigid - Solid / Stranded - Flexible conductor (when applicable) is a mandatory information required by IEC, UL and CSA standards (Copper conductors). All other data are provided as supplementary information only. For more details, please consult our CB, UL or CSA certificates and technical datasheet available on <http://www.ABB.com>



DBL250



46 mm 1.81 in spacing

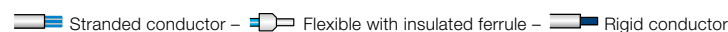
Mounting instructions

Tool	Diameter of cable Ø	Wire stripping length	Recommended torque
Allen key	6 mm 0.24 in	28 mm 1.10 in	19 ... 21 Nm 168 ... 185 lb.in
Flat screwdriver	5.5 mm 0.22 in	8.7 mm 0.34 in	3.5 ... 5 Nm 31 ... 44 lb.in
Flat screwdriver	4 mm 0.16 in	6.4 mm 0.25 in	2 ... 3 Nm 18 ... 26.5 lb.in
Flat screwdriver	4 mm 0.16 in	5.7 mm 0.22 in	2 ... 3 Nm 18 ... 26.5 lb.in

Accessories

Description	Color	Type	Order code	Pkg qty	Weight (1 pce)
1 End stops	Grey	BAM2	1SNA206351R1600	50	12.00
		BADL	1SNA399903R0200	50	4.70
		BADH	1SNA116900R2700	50	20.00
2 Terminal block markers	White	MC512PA	1SNK149002R0000	1	10.00
		MC512	1SNK140000R0000	22	9.00

Complete list of accessories is indicated in the terminal block datasheet including end stops. Some accessories such as jumper bars may modify the terminal block's ratings: Complete information available in the accessories section of the catalog.



All the technical data for UL/CSA standard and dimensions in inches are in *italics*.