


Cable junction boxes for normal environment and protected outdoor



KF 0402 B

- 1.5-2.5 mm², Cu 3~

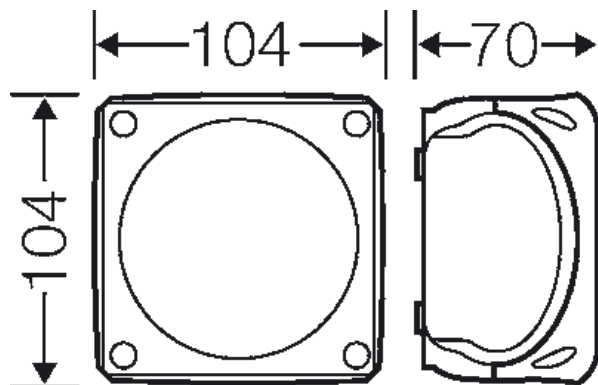
IP 66/67	IP 66/67	PC	
RAL 9011	34 Wall 35	35	35

- Terminal with 2 clamping units per pole
- 5-pole per pole 8 x 0,75 mm² f, 6 x 1,5 mm² sol / f, 4 x 2,5 mm² sol / f, 2 x 4 mm² sol / f
- Cable entries via knockouts, order ASS separately (see cable entry systems LES)
- "weatherproof" resistant to weather influences(UV due to solar radiation, protected against rainwater, temperatur resistant, impact resistant, etc.)
- colour: black, RAL 9011

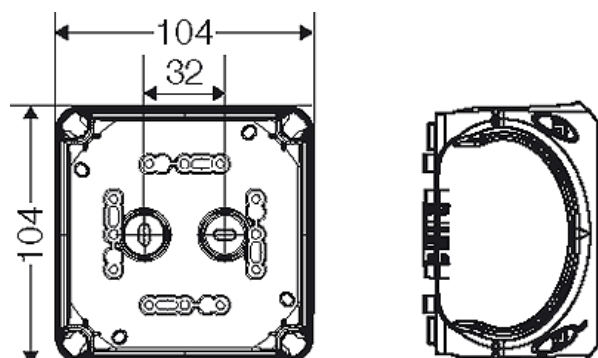
rated insulation voltage	Ui = 690 V a.c./d.c.
current carrying capacity	20 A
tightening torque for terminal	0,5 Nm
Degree of protection:	IP 66 / IP 67 temporary submersion up to 1 meter, max. 15 minutes
Material:	PC (Polycarbonate)
width	104 mm
height:	104 mm
depth	70 mm
Weight	0 kg
box size	2
in accordance with	IEC 60 670-22

Drawings


Dimension drawing



Detail mass









Cable junction boxes for normal environment and protected outdoor






KF 0402 B


- 1.5-2.5 mm², Cu 3~







Box walls


 1 x M 20/25


 2 x M 20/25

Operating and ambient conditions

Application area	Suitable for outdoor installation (harsh environment and/or outdoor). To reduce the formation and accumulation of condensed water see technical information.
Resistant to occasional cleaning procedures (direct jet)	Resistant to occasional cleaning procedures (direct jet) with high-pressure cleaner without additives, water pressure: max. 100 bar, water temperature: max. 80° C, distance => 0,15 m, in accordance with the requirements IP 69K, enclosure and cable glands at least IP 65
Ambient temperature	Average value over 24 hours + 55 °C Maximum value + 70 °C Minimum value - 25 °C
Relative humidity	50% at 40° C short-time 100% at 25° C
Fire protection in the event of internal faults	Demands placed on electrical devices from standards and laws Minimum requirements - Glow wire test in accordance with IEC 60 695-2-11: - 650°C for boxes and cable glands - 850°C for parts of insulating material necessary to retain current carrying parts in position
Burning behaviour	Glow wire test IEC 60 695-2-11: 960 °C UL Subject 94: V-0 flame-retardant self-extinguishing
Degree of protection against mechanical load	IK09 (10 Joule)
Toxic behaviour	halogen-free silicone-free "halogen-free" in accordance with the examination of the cables and insulated wires - corrosiveness of fumes - as per IEC 60 754-2
Note:	For material properties see technical data.