

Cable junction boxes "Outdoor - harsh environment and (or) outdoor"




**KF 9105**


- 4-10 mm<sup>2</sup>, Cu 3~


IP  
66

PC

RAL  
7032





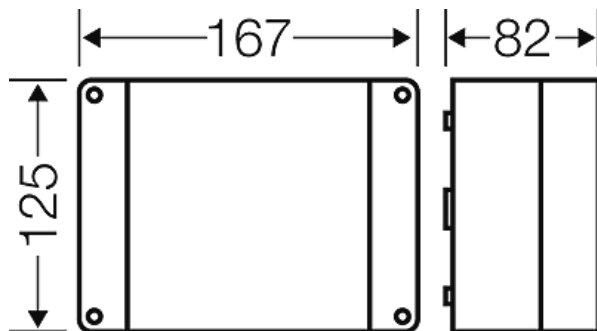




- with terminals
- 5-pole per pole 6 x 2.5 mm<sup>2</sup> sol, 4 x 4 mm<sup>2</sup> sol, 4 x 6 mm<sup>2</sup> sol, 4 x 10 mm<sup>2</sup> sol, 2 x 16 mm<sup>2</sup> s
- cable entry via knockouts, order ASM separately (refer to index cable entry systems)
- "Outdoor - harsh environment and (or) outdoor"
- colour: grey, RAL 7032

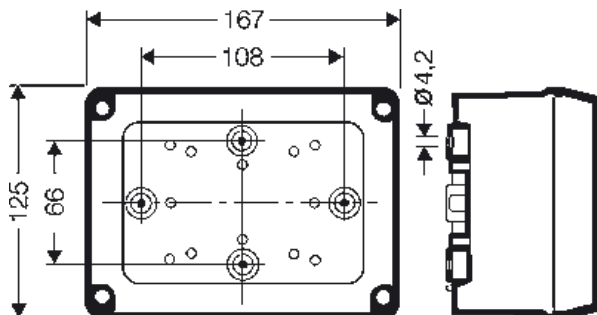
rated insulation voltage	AC/DC 690 V
current carrying capacity	63 A
tightening torque for terminal	2,0 Nm
Degree of protection:	IP 66
Material:	PC-GFS (polycarbonate)
width	167 mm
height:	125 mm
depth	82 mm
Weight	0,462 kg
in accordance with	IEC 60 670-22
in accordance with	Det Norske Veritas Certificate No.: E-9149 Germanischer Lloyd Certificate No.: 12 941 - 11 HH Russian Maritime Register of Shipping, technical documentation is approved by the letter No. 250-011-2-39

Drawings

Dimension drawing



Detail mass



Cable junction boxes "Outdoor - harsh environment and (or) outdoor"



**KF 9105**

- 4-10 mm<sup>2</sup>, Cu 3~

IP  
66

PC



RAL  
7032

VDE



GL





box walls

6



2 x M 25/32

10



2 x M 20/25  
1 x M 25/32

14



3 x M 25/32

**Operating and ambient conditions**

Application area	Suitable for outdoor installation (harsh environment and/or outdoor). To reduce the formation and accumulation of condensed water see technical information.
Resistant to occasional cleaning procedures (direct jet)	Resistant to occasional cleaning procedures (direct jet) with high-pressure cleaner without additives, water pressure: max. 100 bar, water temperature: max. 80° C, distance => 0,15 m, in accordance with the requirements IP 69K, enclosure and cable glands at least IP 65
Ambient temperature	Average value over 24 hours + 55 °C Maximum value + 70 °C Minimum value - 25 °C
Relative humidity	50% at 40° C short-time 100% at 25° C
Fire protection in the event of internal faults	Demands placed on electrical devices from standards and laws Minimum requirements - Glow wire test in accordance with IEC 60 695-2-11: - 650°C for boxes and cable glands - 850°C for parts of insulating material necessary to retain current carrying parts in position
Burning behaviour	Glow wire test IEC 60 695-2-11: 960 °C UL Subject 94: V-0 flame resistant self-extinguishing
Degree of protection against mechanical load	IK08 (5 Joule)
Toxic behaviour	halogen-free silicone-free "halogen-free" in accordance with the examination of the cables and insulated wires - corrosiveness of fumes - as per IEC 754-2
Note:	For material properties see technical data.