

Cable junction boxes for harsh environment and (or) outdoor installation with box walls without cable entries



KF 4060









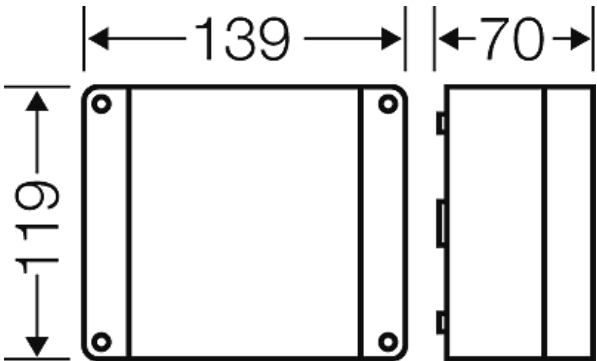


- DISCONTINUED TYPE, replacement type KF 0600 C
- without terminals
- box walls without knockouts
- wall surface can be drilled individually for cable entry max. M 32
- "weatherproof" resistant to weather influences(UV due to solar radiation, protected against rainwater, temperatur resistant, impact resistant, etc.)
- colour: black, RAL 9011

wall thickness of the bottom part	2,6 mm
Degree of protection:	IP 66
Material:	PC-GFS (polycarbonate)
mounting width	114 mm
mounting height	94 mm
max. installation depth	52 mm
width	139 mm
height:	119 mm
depth	70 mm
Weight	0,251 kg
in accordance with	IEC 60 670-22
in accordance with	Det Norske Veritas Certificate No.: E-13276 Germanischer Lloyd Certificate No.: 12 941 - 11 HH Russian Maritime Register of Shipping, technical documentation is approved by the letter No. 250-011-2-39

Drawings

Dimension drawing



Cable junction boxes for harsh environment and (or) outdoor installation with box walls without cable entries



KF 4060





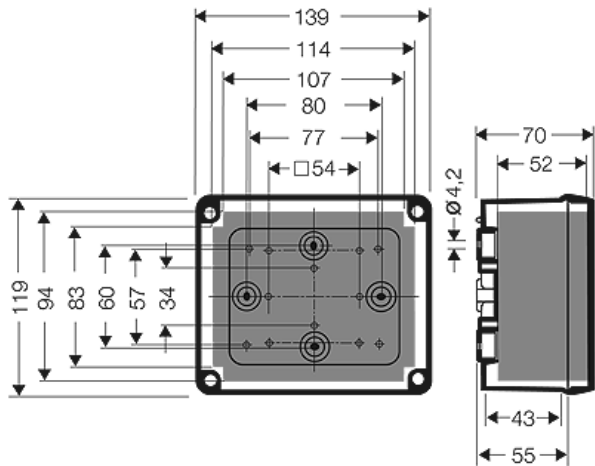

IP 66

PC

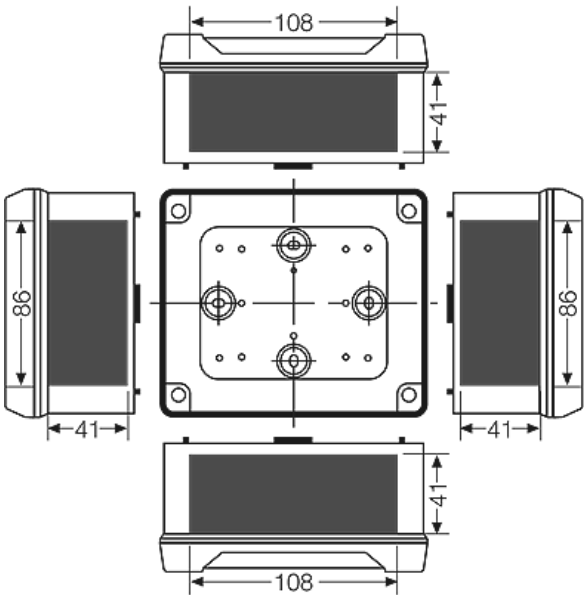


RAL 9011

Detail mass



Box walls



Operating and ambient conditions

Application area	Suitable for for outdoor installation (harsh environment and/or outdoor). To reduce the formation and accumulation of condensed water see technical information.
Resistant to occasional cleaning procedures (direct jet)	Resistant to occasional cleaning procedures (direct jet) with high-pressure cleaner without additives, water pressure: max. 100 bar, water temperature: max. 80° C, distance => 0,15 m, in accordance with the requirements IP 69K, enclosure and cable glands at least IP 65
Ambient temperature	Average value over 24 hours + 55 °C Maximum value + 70 °C Minimum value - 25 °C

Cable junction boxes for harsh environment and (or) outdoor installation with box walls without cable entries



KF 4060











Fire protection in the event of internal faults

Demands placed on electrical devices from standards and laws
 Minimum requirements - Glow wire test in accordance with IEC 60 695-2-11: - 650°C for boxes and cable glands - 850°C for parts of insulating material necessary to retain current carrying parts in position

Burning behaviour

Glow wire test IEC 60 695-2-11: 960 °C
 UL Subject 94: V-0
 flame-retardant
 self-extinguishing

Degree of protection against mechanical load

IK08 (5 Joule)

Toxic behaviour

halogen-free
 silicone-free
 "halogen-free" in accordance with the examination of the cables and insulated wires - corrosiveness of fumes - as per IEC 60 754-2

Note:

For material properties see technical data.