


Cable junction boxes for cable trunking and conduit installation



DP 9221


- 1.5-2.5 mm², Cu 3~

IP 54

PS

RAL 7035

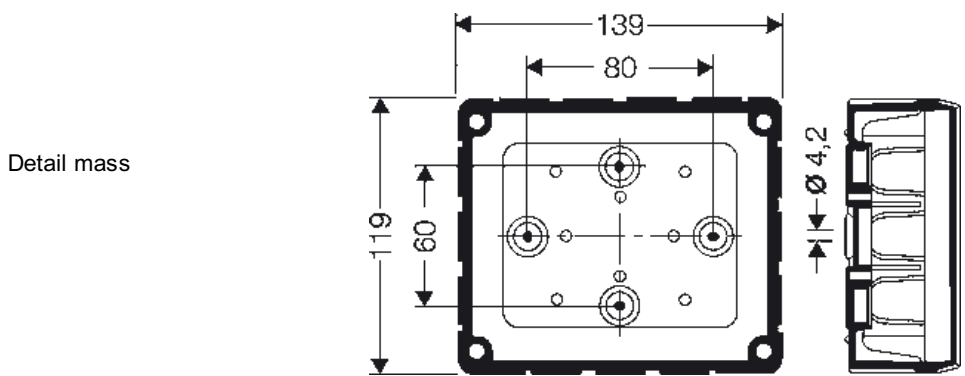
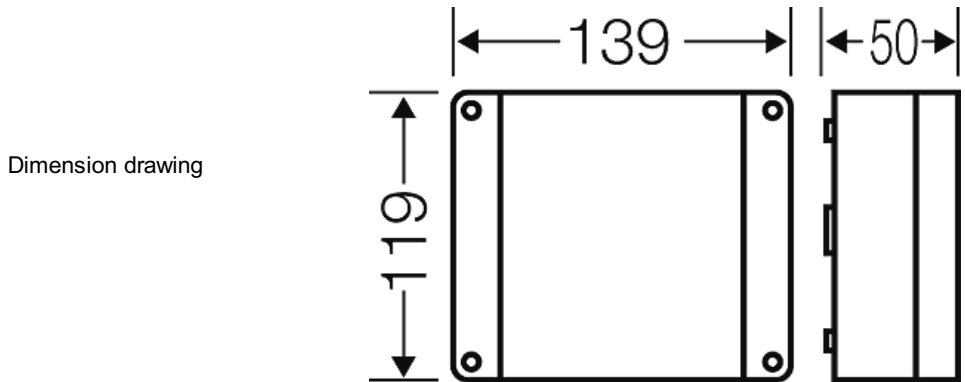
28 Wall 27




- with terminals
- 5-pole per pole 6 x 1.5 mm² sol, 4 x 2.5 mm² sol, 3 x 4 mm² sol
- for cable trunking and conduit installation
- included cable entry: 7 DPS 02, sealing range Ø 10-13,5 mm
- for normal environment and protected outdoor
- colour: grey, RAL 7035

rated insulation voltage	AC/DC 690 V
tightening torque for terminal	1,2 Nm
Degree of protection:	IP 54
Material:	PS polystyrene thermoplastic
width	139 mm
height:	119 mm
depth	49 mm
Weight	0,256 kg
in accordance with	IEC 60 670-22

Drawings



Cable junction boxes for cable trunking and conduit installation



DP 9221


- 1.5-2.5 mm², Cu 3~

IP
54

PS

RAL
7035

28
Wall
27





box walls

27



3 x Einschub-
system
3 x cable entry
system with
removeable
grommets

28



4 x Einschub-
system
4 x cable entry
system with
removeable
grommets

Operating and ambient conditions

Application area	Suitable for indoor installation and outdoor installation, protected against weather influences
Ambient temperature	Average value over 24 hours + 35 °C Maximum value + 40 °C Minimum value - 25 °C
Relative humidity	50% at 40° C short-time 100% at 25° C
Fire protection in the event of internal faults	Demands placed on electrical devices from standards and laws Minimum requirements - Glow wire test in accordance with IEC 60 695-2-11: - 650°C for boxes and cable glands - 850°C for parts of insulating material necessary to retain current carrying parts in position
Burning behaviour	Glow wire test IEC 60 695-2-11: 750 °C UL Subject 94: V-2
Degree of protection against mechanical load	IK07 (2 Joule)
Toxic behaviour	halogen-free silicone-free "halogen-free" in accordance with the examination of the cables and insulated wires - corrosiveness of fumes - as per IEC 754-2
Note:	For material properties see technical data.