

Cable junction boxes for normal environment and protected outdoor



K 2404

- 25-240 mm², Cu/Alu 3~

IP 65

PC

RAL 7032

20 Wall 19 18

- with terminals
- 4-pole per pole 2 x 25-185/240 mm², 4 x 25-120 mm², conductors can be inserted from the front into the clamping unit, terminal technology, see annex DK Cable junction boxes
- sealable
- Order cable glands, flanges and other accessories separately as required
- Reference to the preparation of aluminum conductors: 1. Clean the bared conductor end carefully by scraping off the oxide film, for example with a knife, (Please do not use rasps, emery paper or brushes!). 2. Immediately after removing the oxide film the conductor end is to rub in with acid and alkali free fat for example vaseline, and immediately to be connected in the terminal. 3. The prementioned processing steps are to be repeated, if the conductor was disconnected and connected again. 4. Due to the disposition to flowing of aluminum the terminals are to be re-tightened before start-up and after the first 200 operation hours.
- for normal environment and protected outdoor
- colour: grey, RAL 7032

rated insulation voltage	AC/DC 690 V
current carrying capacity	400 A
tightening torque for terminal	40,0 Nm
Degree of protection:	IP 65
Material:	PC (Polycarbonate)
conductor cross section	Cu/Alu, sol (round) 2 x 25-50 mm ² Cu/Alu, s / f (round) 2 x 25-240 mm ² Cu/Alu, sol (sector) 2 x 50-185 mm ² Cu, s (sector) 2 x 35-240 mm ²
conductor cross section	Alu, s (sector) 2 x 95-185 mm ² Cu/Alu, sol (round) 4 x 25-50 mm ² Cu/Alu, s / f (round) 4 x 25-120 mm ² Cu/Alu, sol (sector) 4 x 50-120 mm ²
conductor cross section	Cu, s (sector) 4 x 35-120 mm ² Alu, s (sector) 4 x 50-95 mm ²
width	300 mm
height:	600 mm
depth	170 mm
Weight	8,357 kg

Drawings

Cable junction boxes for normal environment and protected outdoor



K 2404

- 25-240 mm², Cu/Alu 3~

IP65

PC

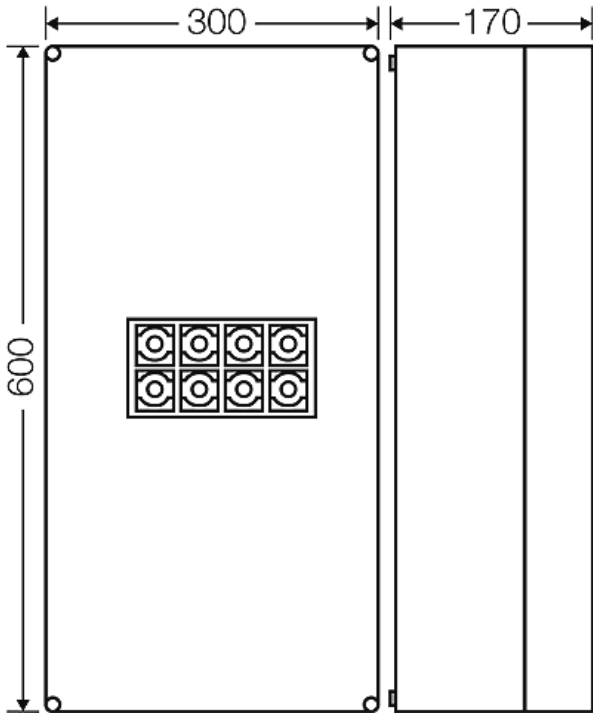
RAL7032

20

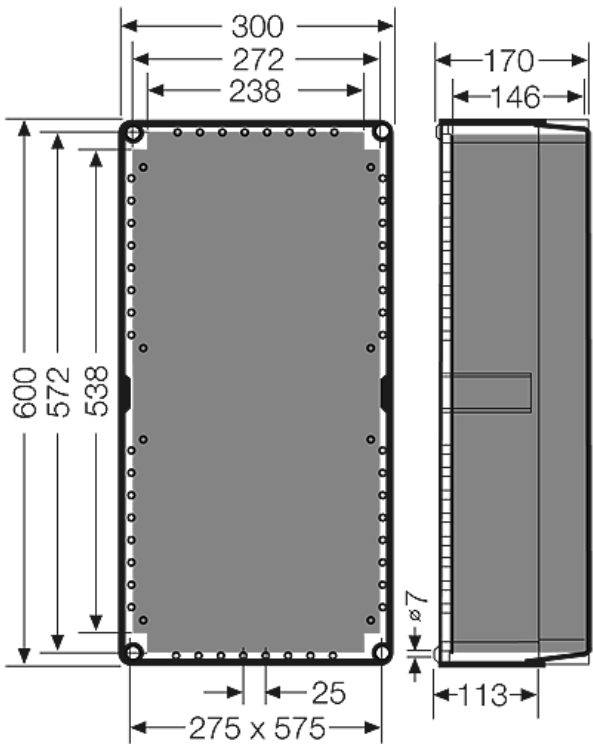
19 Wall 19

18


Dimension drawing



Detail mass



Cable junction boxes for normal environment and protected outdoor



K 2404

- 25-240 mm², Cu/Alu 3~

IP
65

PC

RAL
7032

20
19 Wall 19
18



box walls

18



4 x M 25
3 x M 40/50

19



8 x M 32
4 x M 40/50

20



2 x M 20
10 x M 25
1 x M 32/40

Operating and ambient conditions

Application area	Suitable for indoor installation and outdoor installation, protected against weather influences
Resistant to occasional cleaning procedures (direct jet)	Resistant to occasional cleaning procedures (direct jet) with high-pressure cleaner without additives, water pressure: max. 100 bar, water temperature: max. 80° C, distance => 0,15 m, in accordance with the requirements IP 69K, enclosure and cable glands at least IP 65
Ambient temperature	Average value over 24 hours + 35 °C Maximum value + 40 °C Minimum value - 25 °C
Relative humidity	50% at 40° C short-time 100% at 25° C
Fire protection in the event of internal faults	Demands placed on electrical devices from standards and laws Minimum requirements - Glow wire test in accordance with IEC 60 695-2-11: - 650°C for boxes and cable glands - 850°C for parts of insulating material necessary to retain current carrying parts in position
Burning behaviour	Glow wire test IEC 60 695-2-11: 960 °C UL Subject 94: V-2 flame resistant self-extinguishing
Degree of protection against mechanical load	IK08 (5 Joule)
Toxic behaviour	halogen-free silicone-free "halogen-free" in accordance with the examination of the cables and insulated wires - corrosiveness of fumes - as per IEC 754-2
Note:	For material properties see technical data.